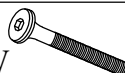


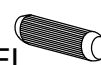




# ASSEMBLY INSTRUCTION

381-000004

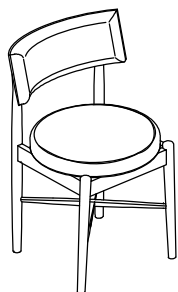
PLEASE FOLLOW INSTRUCTION LISTED BELOW IN THE PROPER SEQUENCE AS NUMBERED TO ASSURE FAST, EASY AND CORRECT ASSEMBLY

## HARDWARE LIST

NO	DESCRIPTION	QTY
A	M6 X 25mm JCBC SCREW 	4 PCS
B	M6 X 50mm JCBC SCREW 	8 PCS
C	SPRING WASHER 	8 PCS
D	M8 X 35MM WOOD DOWEL 	1 PC
E	M4 X 30MM CSK SCREW 	8 PCS
F	M4 ALLEN KEY 	1 PC

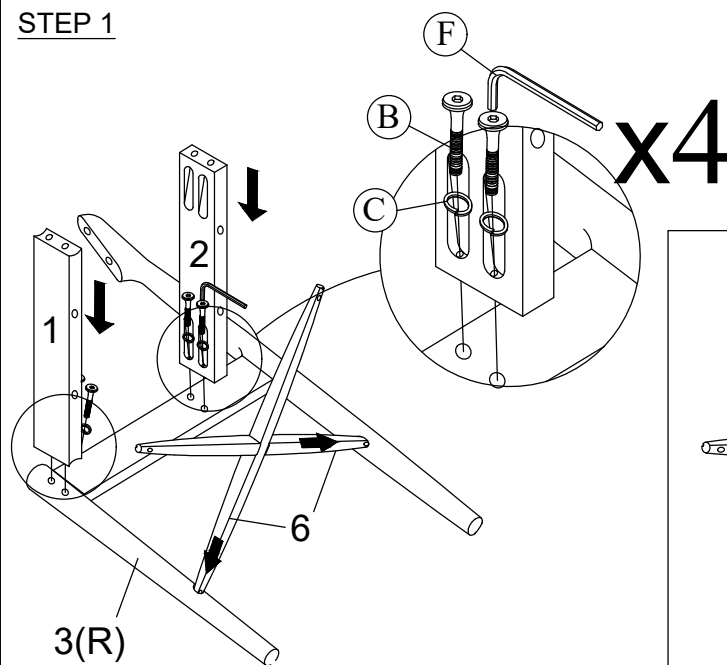
## PART LIST

NO	DESCRIPTION	QTY
1	FRONT RAIL	1 PC
2	BACK RAIL	1 PC
3	LEG (L&R)	1 SET
4	CUSHION SEAT	1PC
5	BACK CUSHION	1 PC
6	STRETCHER	2PCS

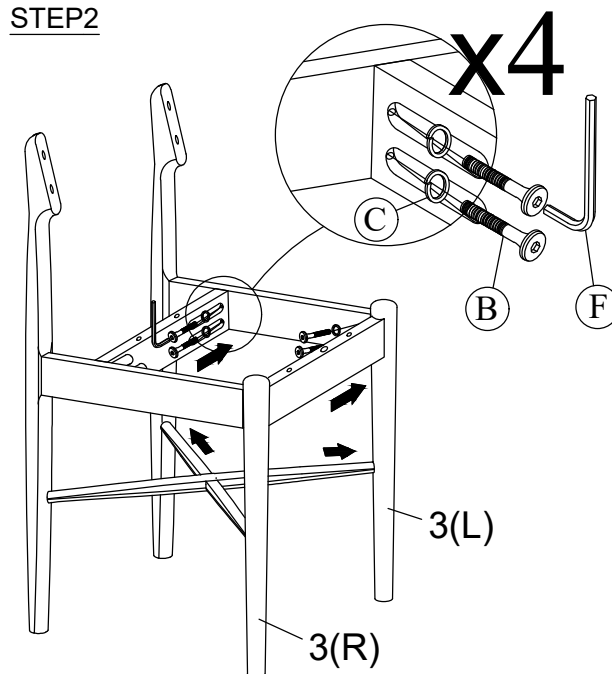


FULL SETUP

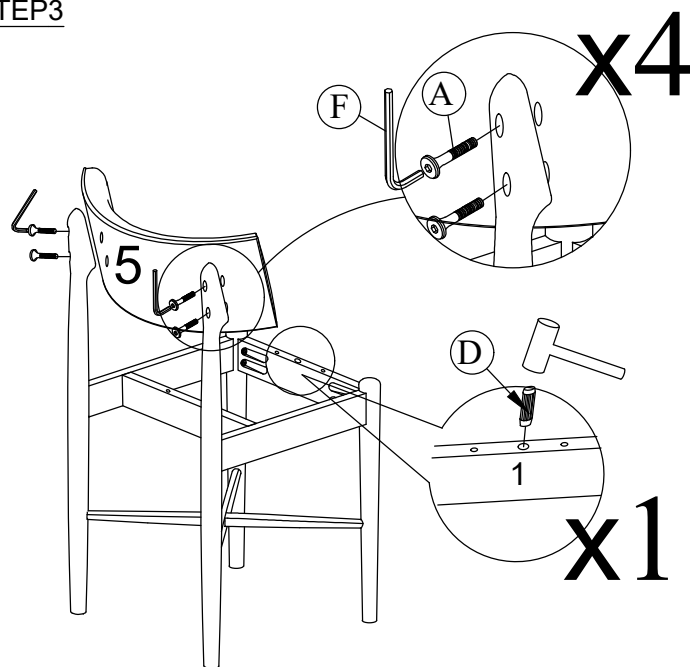
### STEP 1



### STEP2



### STEP3



### STEP4

