



# ASSEMBLY INSTRUCTION

381-000003

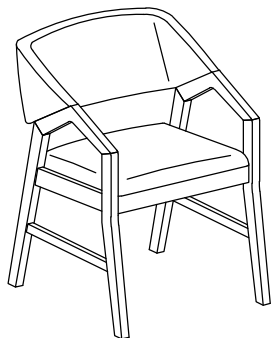
PLEASE FOLLOW INSTRUCTION LISTED BELOW IN THE PROPER SEQUENCE AS NUMBERED TO ASSURE FAST, EASY AND CORRECT ASSEMBLY

## HARDWARE LIST

NO	DESCRIPTION	QTY
A	M6 X 40mm JCBC SCREW 	12 PCS
B	SPRING WASHER 	8 PCS
C	CSK SCREW 	6 PCS
D	M4 ALLEN KEY 	1 PC

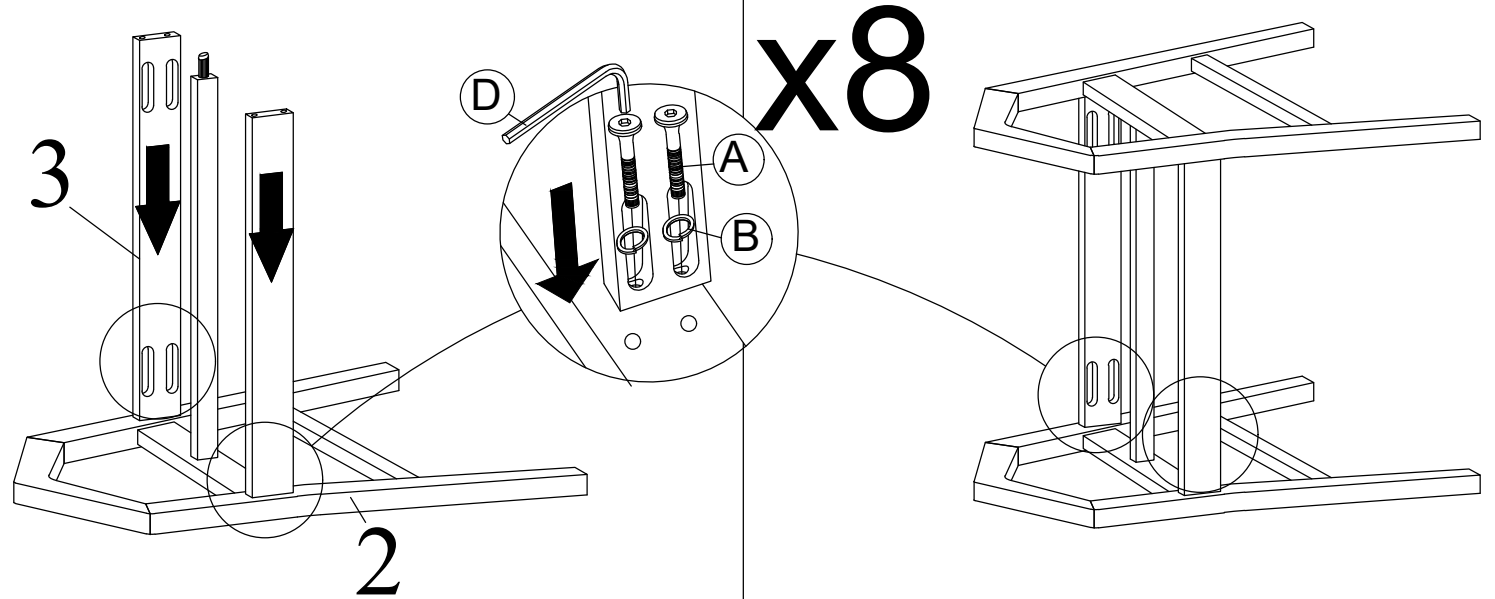
## PART LIST

NO	DESCRIPTION	QTY
1	BACK CUSHION	1 PC
2	LEG (L&R)	1 SET
3	MID RAIL	2 PCS
4	SUPPORT	1 PC
5	SEAT	1 PC



FULL SETUP

## STEP 1



## STEP 2

