


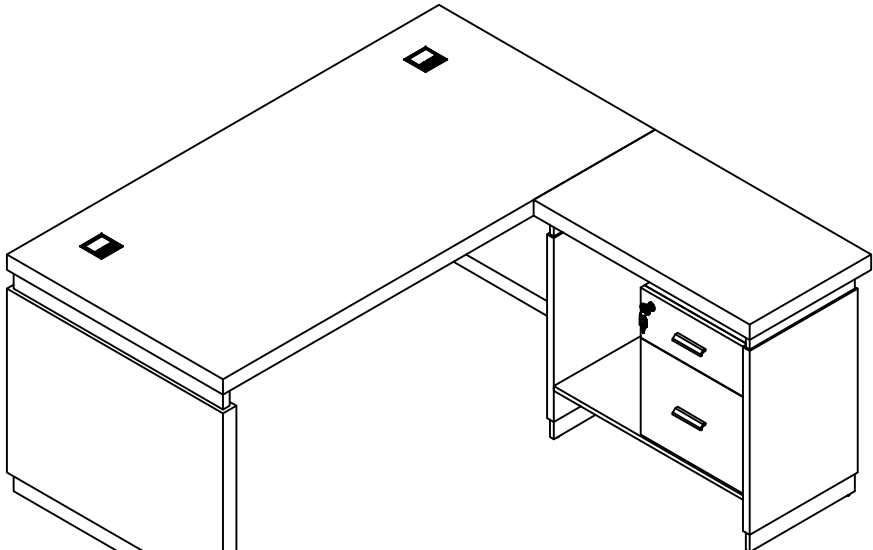
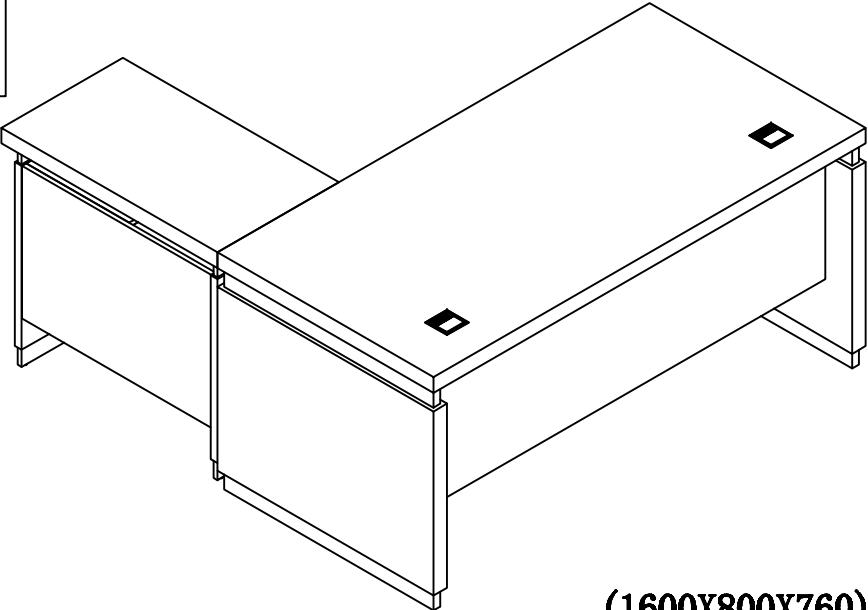


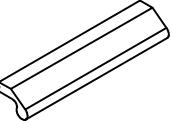
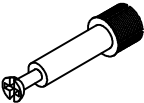

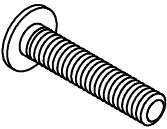


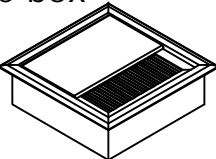
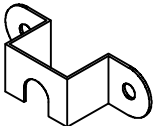


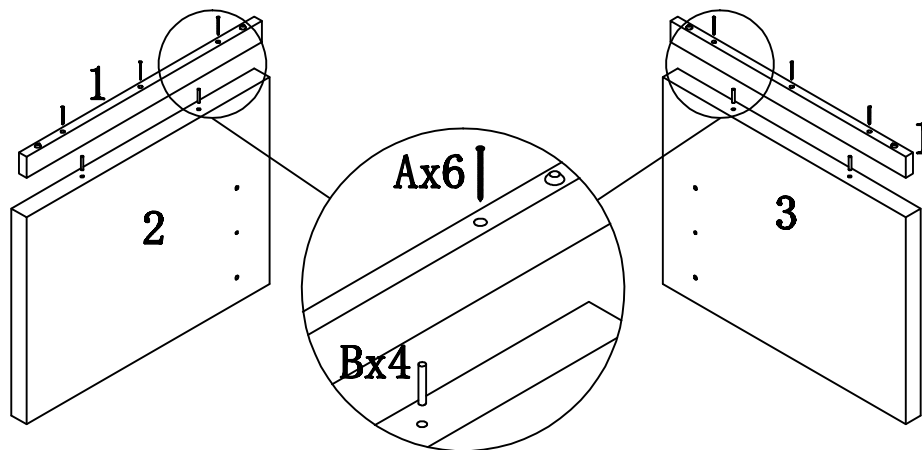
<div>Screw</div> <div></div> <div><div>X24</div><div>A</div></div>	<div>Lock bar</div> <div></div> <div><div>X1</div><div>F</div></div>	<div>Screw</div> <div></div> <div><div>X34</div><div>K</div></div>	<div></div> <div></div> <div>(1600X800X760)</div>
<div>Wood Minifix</div> <div></div> <div><div>X26</div><div>B</div></div>	<div>Drawer rail</div> <div></div> <div><div>X2</div><div>G</div></div>	<div>Handle</div> <div></div> <div><div>X2</div><div>L</div></div>	
<div>Minifix Screw</div> <div></div> <div><div>X40</div><div>C</div></div>	<div>Screw</div> <div></div> <div><div>X8</div><div>H</div></div>	<div>Handle screw</div> <div></div> <div><div>X4</div><div>M</div></div>	
<div>Minifix</div> <div></div> <div><div>X40</div><div>D</div></div>	<div>Lock</div> <div></div> <div><div>C1</div><div>I</div></div>		
<div>Wire box</div> <div></div> <div><div>X2</div><div>E</div></div>	<div>Lock metal fix</div> <div></div> <div><div>X2</div><div>J</div></div>		

Ø4*50 STEP:1

To fix the panel 1 on panel 2 and 3


X12

A

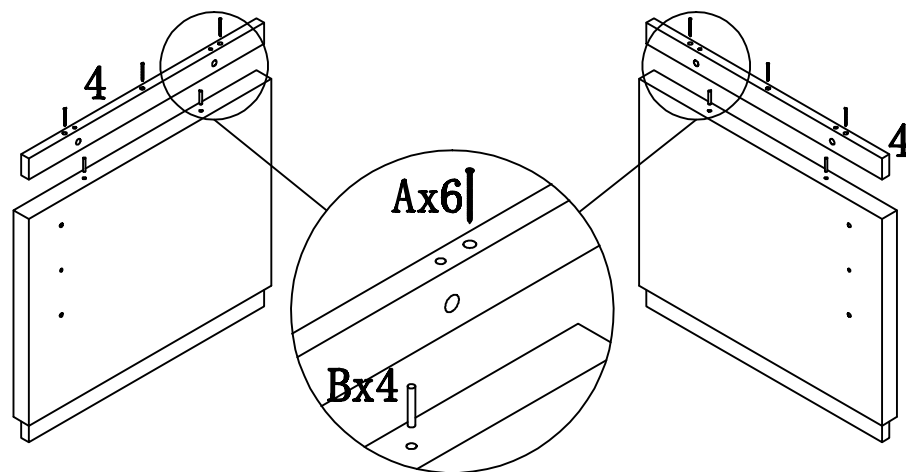


X8


B



To fix the panel 4 on panel 2 and 3

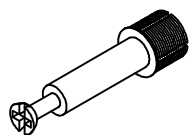


STEP:2 To fix the minifix screw C on both legs panel ,then to fix front panel 5



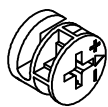
X2

B



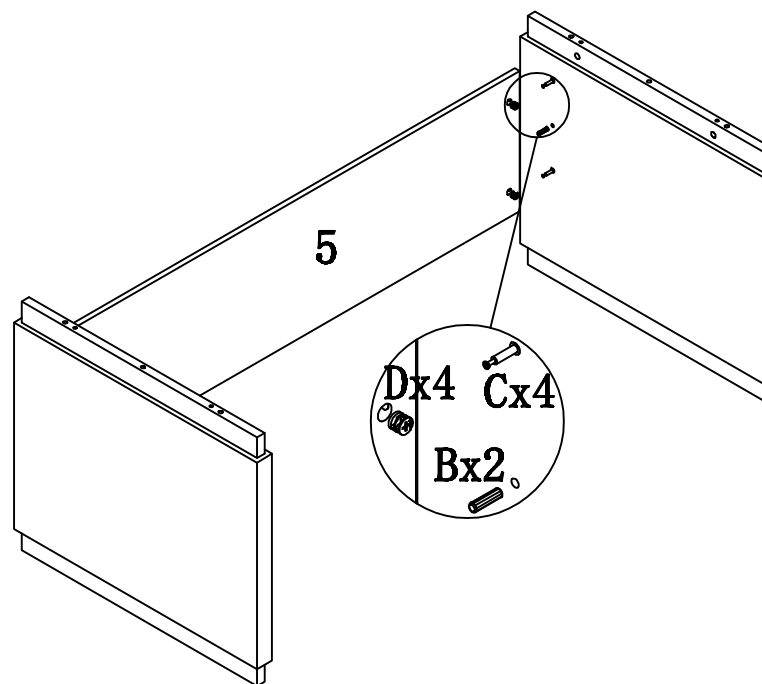
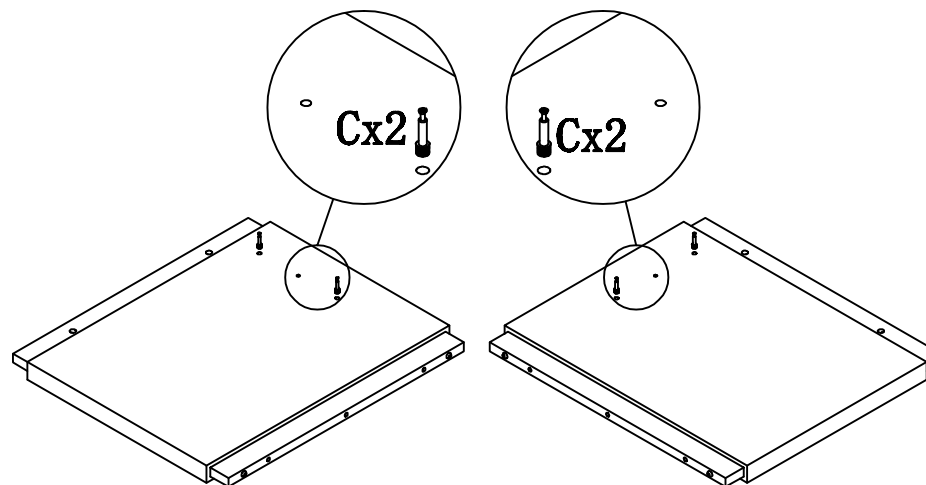
X4

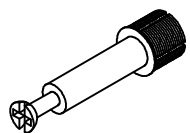
C



X4

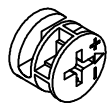
D





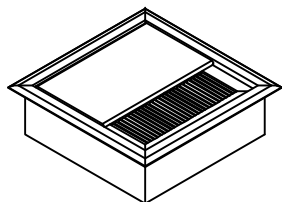
X4

C



X4

D

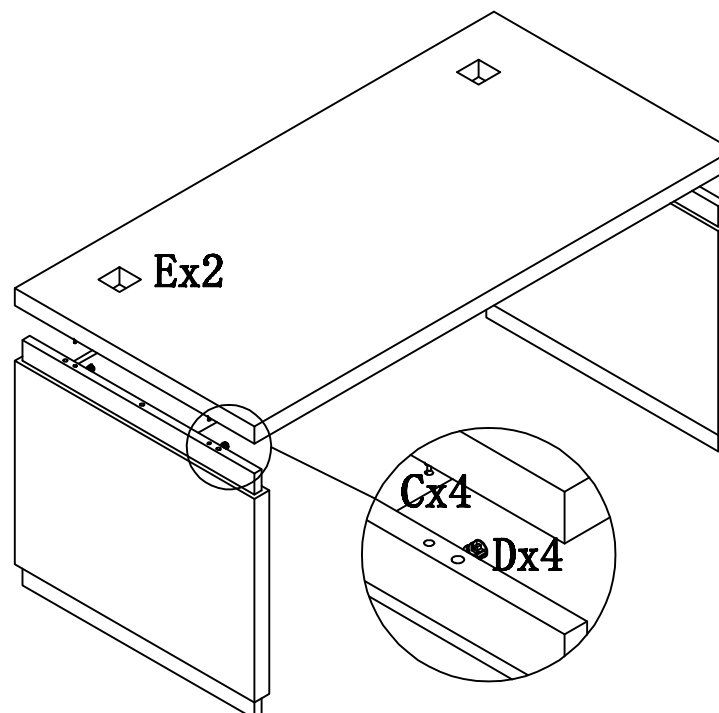
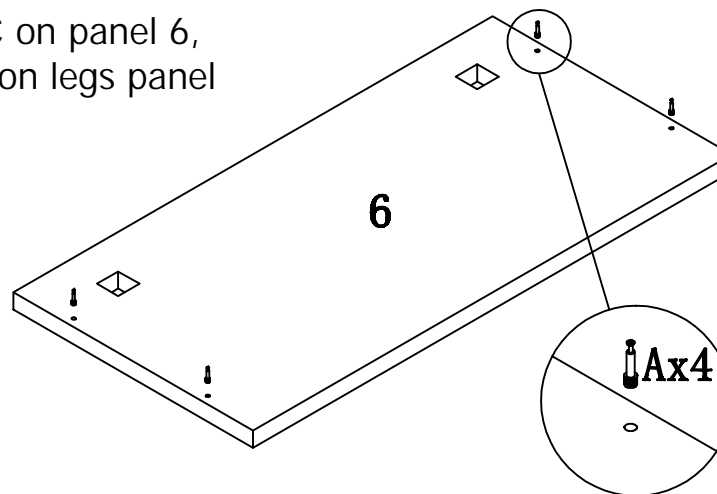


X2

E

STEP:3

To fix the minifix screw C on panel 6,
then to fix the top panel on legs panel



Ø4*50

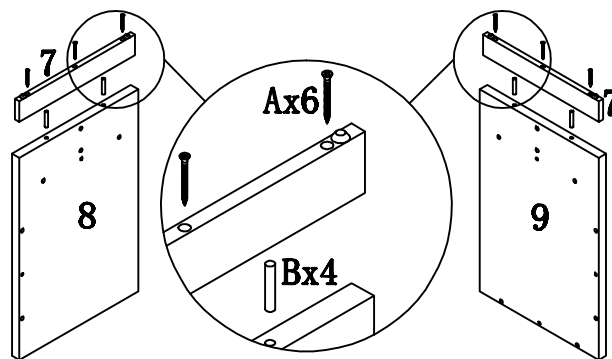
STEP:4

To fix the panel 7 on panel 8 and 9

To fix the panel 10 on panel 8 and 9

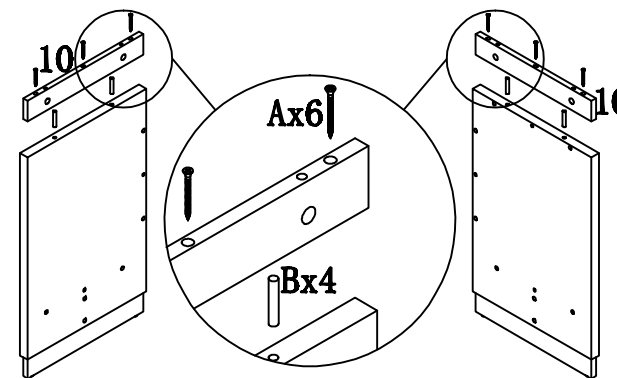
X12

A



X11

B

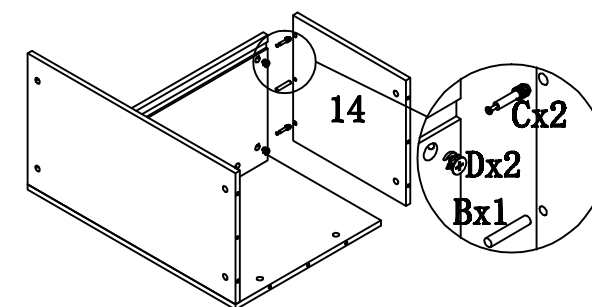
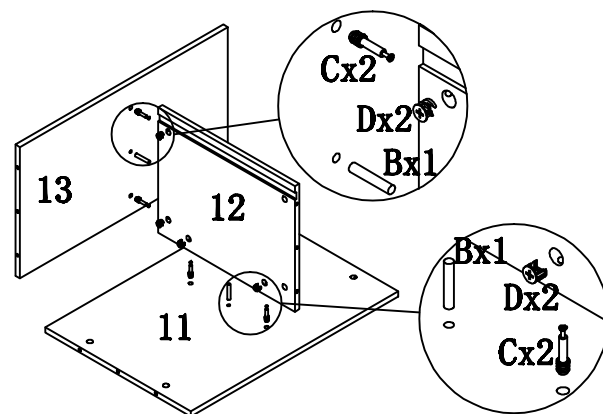


To fix the panel 11,12 and 13

To fix the panel 14

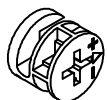
X6


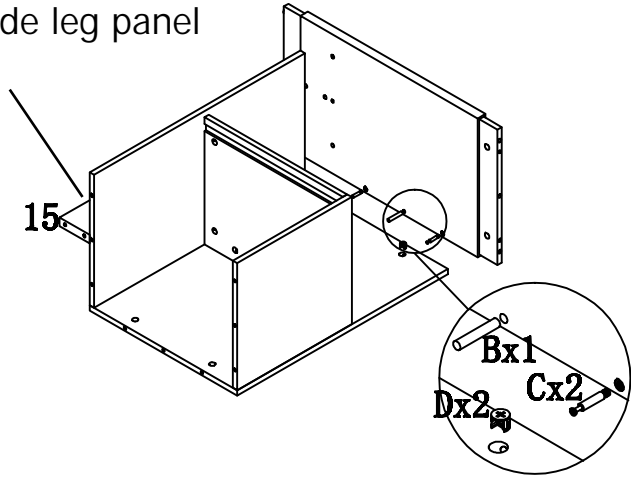
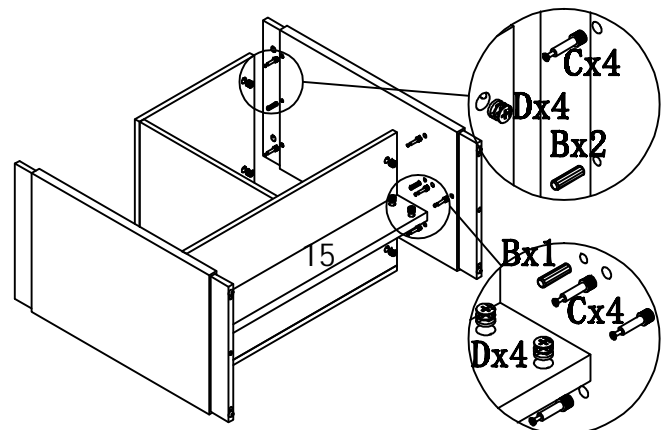
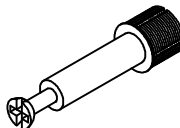
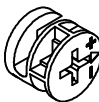
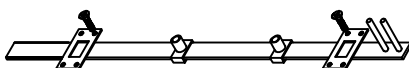
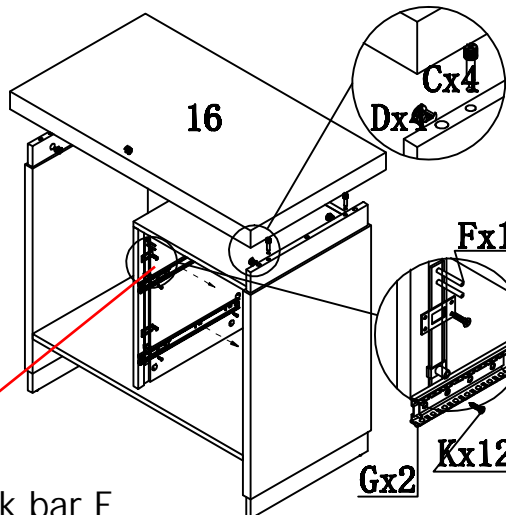
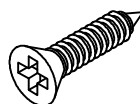
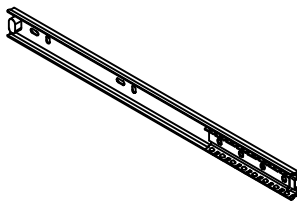
C

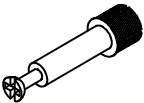
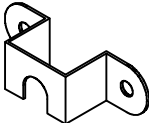
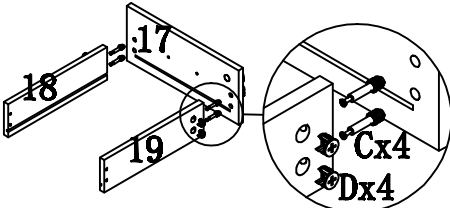
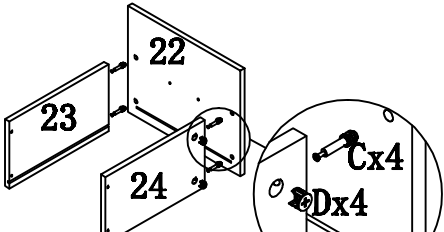


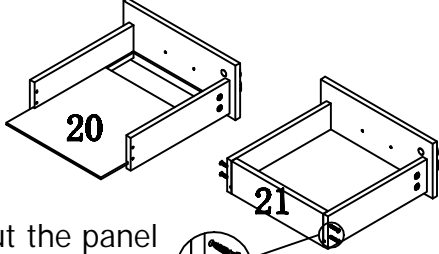
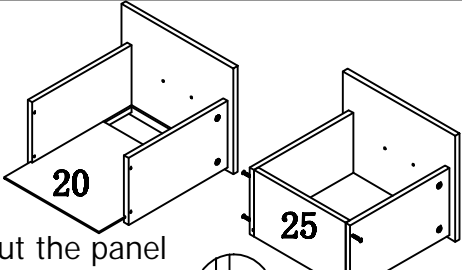
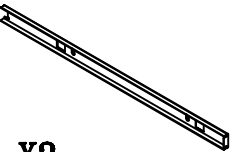
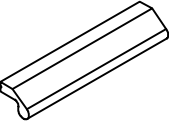
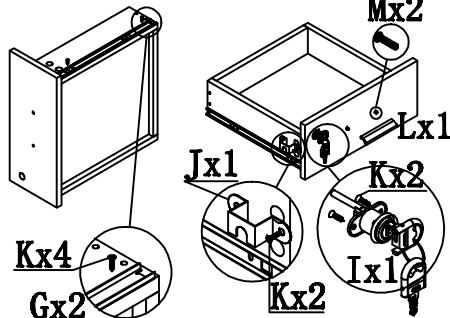
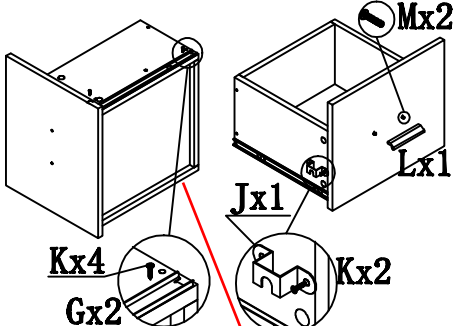

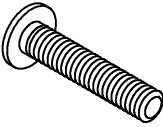

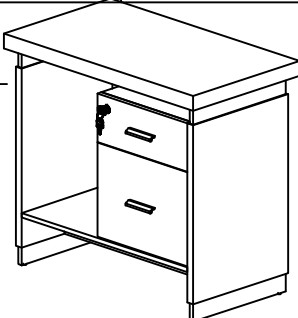


X6

D



<div></div> <div>X5</div> <div>B</div>	<div>STEP:5 To fix the bottom support panel 15 and one side leg panel</div> <div></div>		<div>To fix the another side leg panel</div> <div></div>
<div></div> <div>X18</div> <div>C</div>			
<div></div> <div>X18</div> <div>D</div>	<div></div> <div>X1</div> <div>F</div>	<div>To fix the side table top panel 16 finally</div> <div></div> <div>To fix the lock bar F</div> <div>To fix the both side rail G</div>	
<div>$\phi 3.5*14$</div> <div></div> <div>X20</div> <div>K</div>	<div></div> <div>X2</div> <div>G</div>		

 <p>X4 C</p>	 <p>X2 J</p>	<p>STEP:6</p>  <p>To fix the panel 17,18,19</p>	 <p>To fix the fix 22,23,24</p>
 <p>X4 D</p>	<p>Ø3.5*14</p>  <p>X10 K</p>	 <p>To put the panel 20 inside and fix the panel 21</p>	 <p>To put the panel 20 inside and fix the panel 25</p>
 <p>X2 G</p>	 <p>X2 L</p>	 <p>To fix the both side rail G and lock I ,lock metal fix J and handle L</p>	
<p>Ø4*30</p>  <p>X8 H</p>	<p>M4*18</p>  <p>X4 M</p>	<p>To fix the both side rail G and lock I ,lock metal fix J and handle L</p>	<p>FINISH</p>
 <p>C1 I</p>			<p>To use screw K to fix bottom panel 20 four side more tough</p>