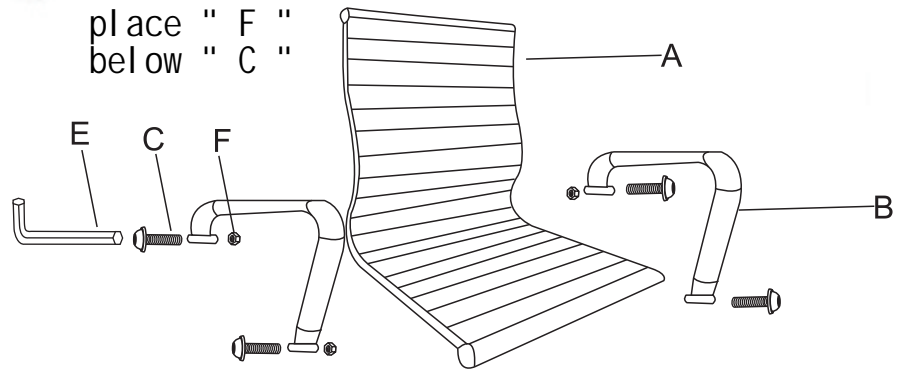


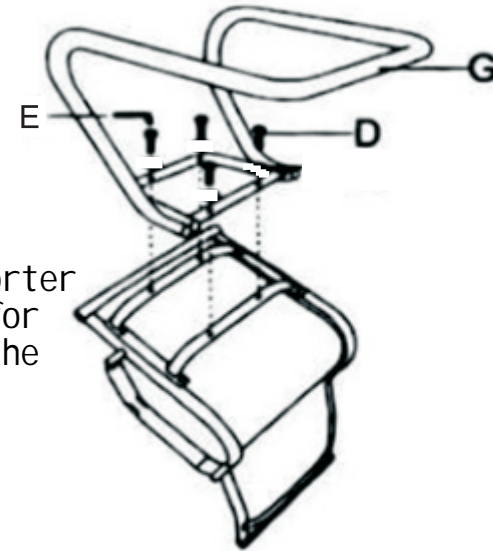
1

place " F "
below " C "



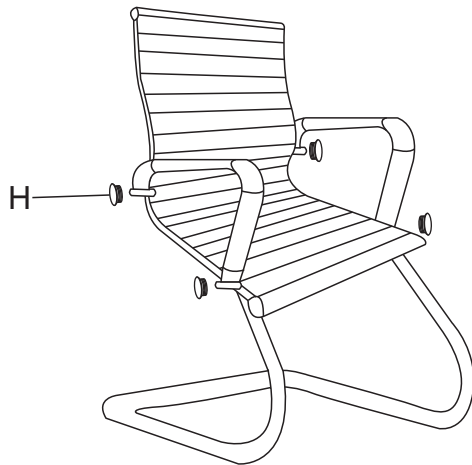
" C " is longer screw used for
installing the arms

2



" D " is shorter
screw used for
installing the
frame.

3



| | | | |
|---|--|-----|------------|
| A | | 1PZ | SEAT |
| B | | 2PZ | ARMS |
| C | | 4PZ | 8x40 SCREW |
| D | | 4PZ | 6x20 SCREW |
| E | | 1PZ | SCREW TOOL |
| F | | 4PZ | SCREW CAP |
| G | | 1PZ | FRAME |
| H | | 4PZ | BUTTON |
| | | | |