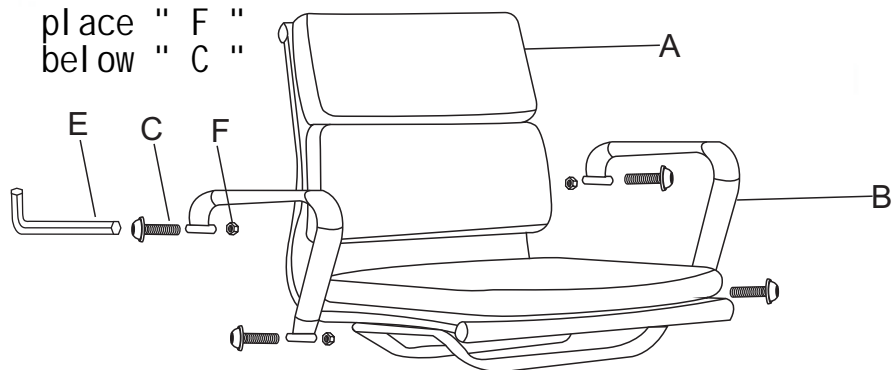


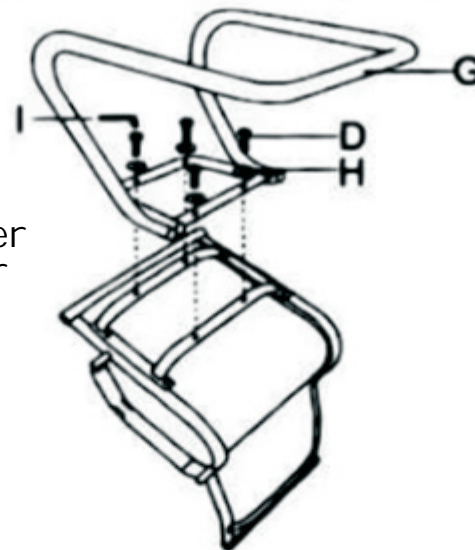
1

place " F "
below " C "



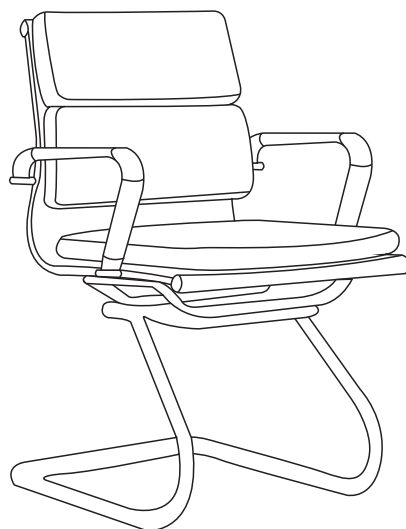
" C " is longer screw used
for installing the arms

2



" D " is shorter
screw used for
installing the
frame.

3



A		1PZ	SEAT
B		2PZ	ARMS
C		4PZ	8x40SCREW
D		4PZ	6x20SCREW
E		1PZ	SCREW TOOL
F		4PZ	SCREW CAP
G		1PZ	FRAME
H		4PZ	GASKET